

6-EVF-32.3

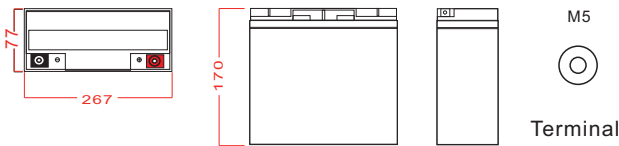


General Features

- > High Corrosion Resistant Performance: Pb-Ca multi-alloy grid
- > High Energy Density and Power Density
- > Excellent Charge Acceptance Ability
- > Strong High and Low Temperature Performance
- > Optimized Capability of instant High-current Discharging
- > Low self-discharge rate



Dimension: 267(L)×77(W)×170(H)×170(TH) Unit: mm



Applications

- > Electric vehicle
- > Electric wheelchair
- > Electric scooter
- > Electric play car for children
- > Garbage truck
- > Patrol car

Specification

Nominal Voltage	12V
Nominal Capacity	32Ah
Design life	5 years
Terminal	M5
Approx. Weight	Approx9.00kg (19.84lbs)
Container Material	ABS
	36.0Ah 10Hour Rate (3.60A to 10.5V)
	32.3Ah 3Hour Rate (10.8A to 10.5V)
	27.5Ah 1Hour Rate (27.5A to 10.5V)
Operating Temperature	Discharge: -20 ~50°C(-4~ 122°F) Charge: -20 ~50°C(-4~ 122°F) Storage: -20 ~50°C(-4~ 122°F)
	Float Use:13.7-13.9V@25°C Cycle Use :14.7-14.9V,@25°C Max charge current 6.4A
Self discharge	3% of capacity declined per month at 25°C

Constant Current Discharge Characteristics Unit: A (25°C, 77°F)

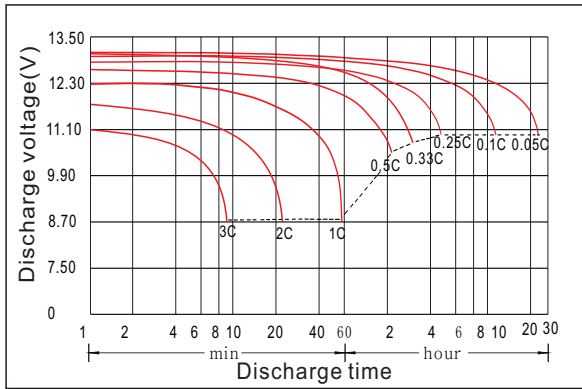
F.V/Time	5M	15M	30M	1h	2h	3h	5h	8h	10h	20h
1.60V	148.8	80.0	48.0	29.8	15.4	11.1	7.11	4.56	3.71	2.03
1.65V	144.4	77.6	47.1	29.7	15.3	11.0	7.06	4.52	3.67	2.02
1.70V	138.9	75.8	46.4	29.5	15.2	10.9	6.95	4.48	3.63	2.01
1.75V	128.0	73.5	46.0	29.0	15.0	10.8	6.90	4.44	3.60	2.00
1.80V	114.9	68.3	43.9	28.2	14.7	10.7	6.74	4.41	3.56	1.99
1.85V	102.1	61.3	40.1	26.1	14.0	10.1	6.38	4.24	3.45	1.96

Constant Power Discharge Characteristics Unit: W/cell(25°C, 77°F)

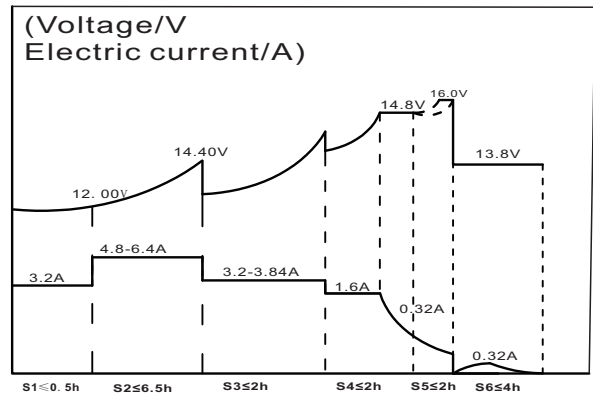
F.V/Time	5M	15M	30M	1h	2h	3h	5h	8h	10h	20h
1.60V	249.4	141.2	86.8	56.4	29.2	21.20	13.53	8.87	7.12	4.01
1.65V	240.7	137.9	86.3	55.9	29.1	20.89	13.43	8.77	7.07	4.00
1.70V	239.6	136.8	86.1	55.5	29.0	20.79	13.33	8.74	6.97	3.98
1.75V	223.2	135.7	85.8	55.1	28.9	20.69	13.23	8.66	6.92	3.96
1.80V	204.6	128.0	83.4	54.7	28.8	20.59	13.13	8.61	6.81	3.94
1.85V	182.7	114.9	76.5	50.8	27.5	19.68	12.45	8.30	6.71	3.91

6-EVF-32.3

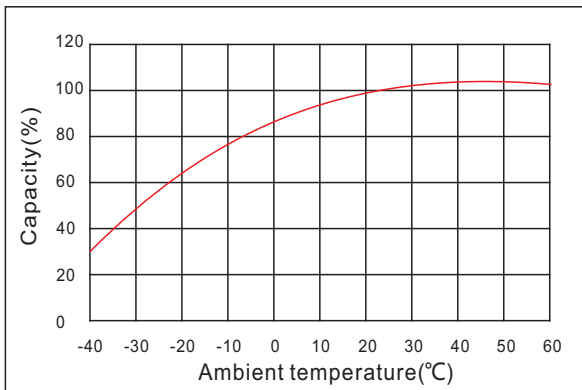
Discharge characteristic



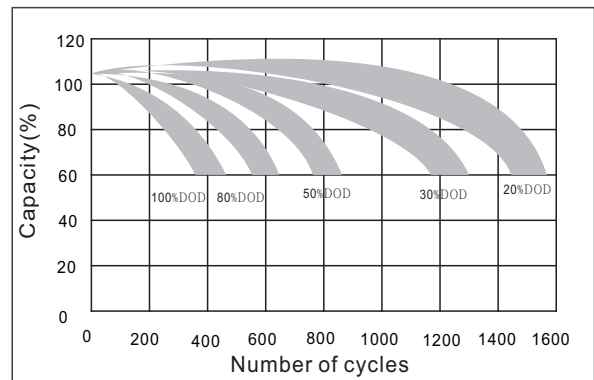
Charging characteristic



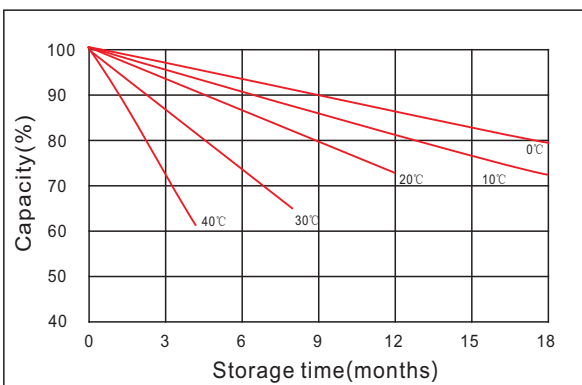
The effect of temperature on capacity



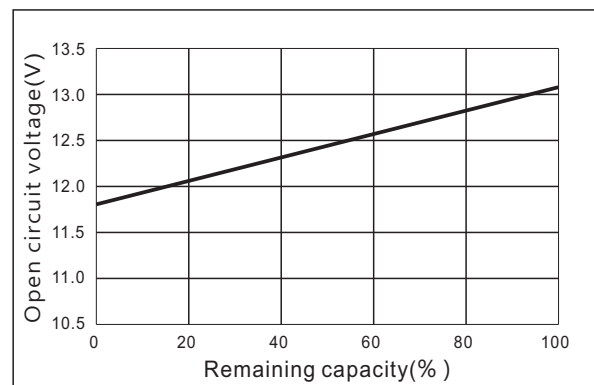
The effect of discharge depth on cycle life



Curves of self-discharge



Curves of open circuit voltage vs. capacity



www.kiju.com.cn info@kiju.com.cn

Jiangxi Jingjiu Power Science&Technology Co. Ltd.
Add: 1388 Fushan No.1 Street, Xiaolan Economic Development Zone, Nanchang City, Jiangxi Province, China.

+86-791-85982779 +86-791-85989842

Jiangxi Jingjiu Power (Jiujiang) Co. Ltd.
Add: Xiwang Rd, Aicheng Industrial Park, Yongxiu Country, jiujiang City, Jiangxi Province, China.

